

# Fundraising Guide

**Given  
Gain**  
X

**TWO  
OCEANS  
MARATHON**



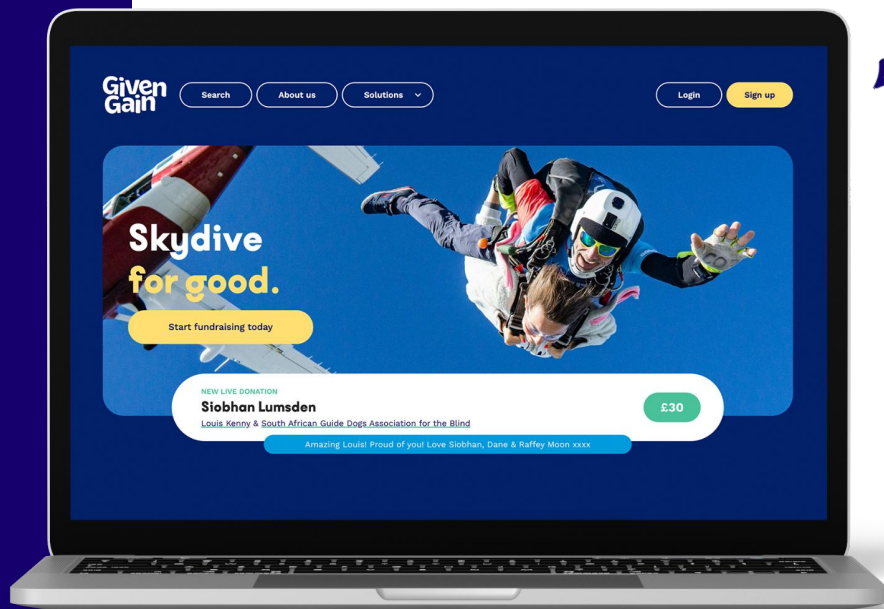
# Sign up to fundraise for the Two Oceans Half Marathon 2026 on GivenGain

Get fundraising in **60 seconds** or less.

Given  
Gain

1

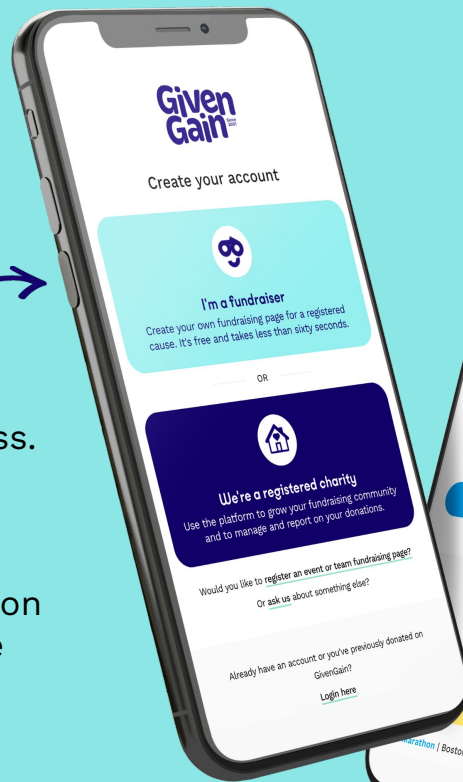
Visit [GivenGain](#) and select The **'Sign-up button'** in the top right corner.



2

You'll then be taken to a page - select **'I'm a Fundraiser'** to register as a fundraiser with your Facebook login details or an email address.

Once you've received the 4-digit code from your email, create an account on GivenGain and accept the Ts & Cs.



3

Once logged into your account, search for the **Two Oceans Half Marathon** event page.

<https://www.givengain.com/event/2026-totalsports-two-oceans-half-marathon>

Select the charity you want to support & click the blue **'Start fundraising'** button.



# 4

Your project will then be ready to personalise. Complete the project steps where needed, adding images etc, then make it live.

All funds raised will go directly to your **to your chosen charity.**

This is what your page will look like

Looks good! Make it live

## **Share your fundraising project link**

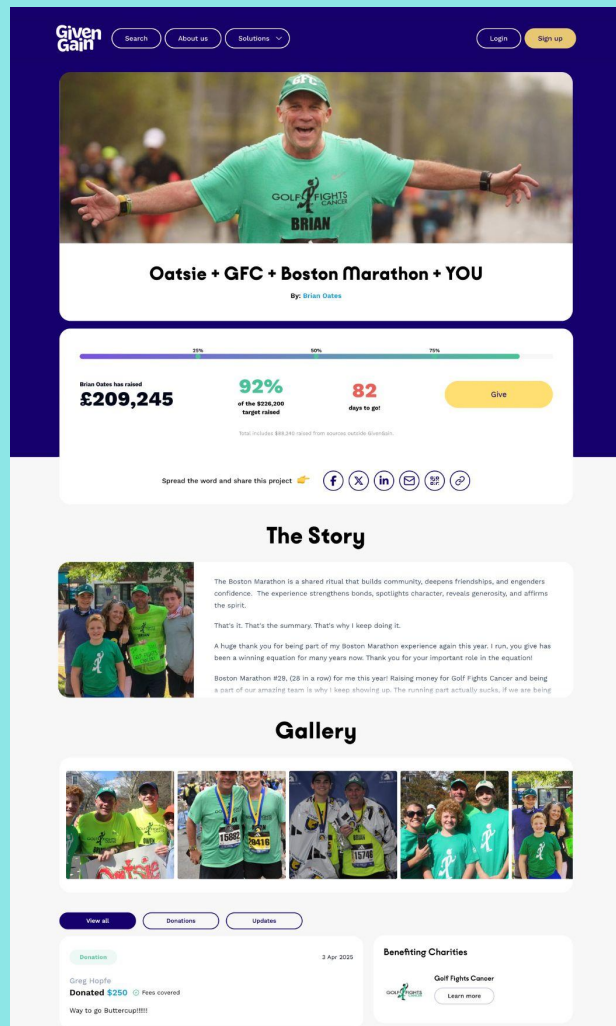
with your friends, family, and colleagues via email, social media, and text messages asking them for donations.

Spread the word and share this event



**Tip**

Regularly remind your supporters to donate & and post updates on your fundraising page!



**All give. All gain.**

[www.givengain.com](http://www.givengain.com)

**Given  
Gain**